

Ravel™ View in Lexis® case search results



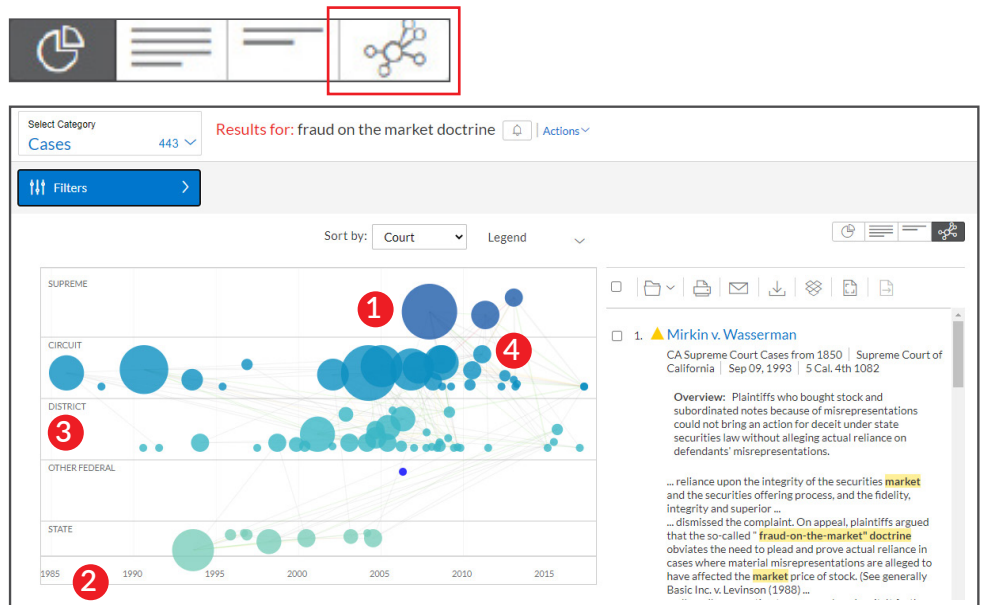
See the citing relationships between cases in your Lexis® search results.

Use Ravel™ View to get the “big picture” as you start research. Find key cases faster and uncover overlooked cases. Plus Ravel View incorporates *Shepard’s*® treatment so you can also determine how cases have been treated positively or negatively. This integrated view is available only through the Lexis service.

How to display Ravel View in case search results

Select the citation map icon in the upper right corner of your case search results screen. (Note: Ravel View is not the default display for case results. You must select the icon.)

Ravel View graphically presents the top 75 results from your search. Each circle represents one case. The lines connecting cases indicate citing relationships. Line color represents *Shepard’s* treatment, e.g., green for positive.



Discover how cases are connected four ways:

- 1 **How often each case has been cited:** The larger the circle, the more the case has been cited. Unfamiliar with the area of law? Quickly spot seminal cases.
- 2 **Chronologically:** The horizontal axis shows when results cases were decided.
- 3 **By Jurisdiction:** The vertical axis shows the highest federal court at the top, then federal

courts, followed by state courts. (Note: Court categories correspond to search results, i.e., if your top results don't include U.S. Supreme Court cases, that category won't display.)

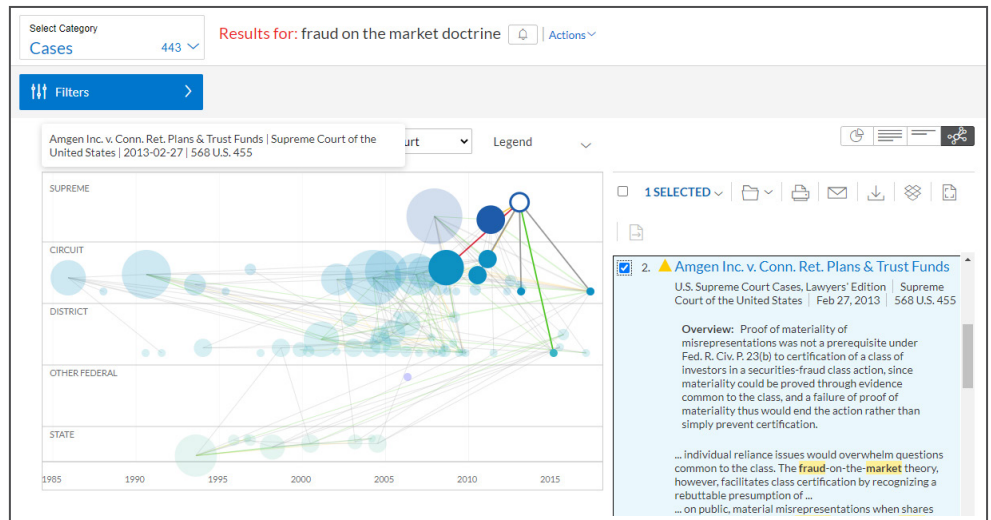
- 4 **Search relevance:** The higher the circle within the court's horizontal "swim lane," the more relevant according to your search results.

How to use Ravel View

- 1 Click a case circle. The case name and cite display, and the case connections from your top 75 search results are highlighted. You'll also see that the *Shepard's* treatment colors on the citing connection lines are highlighted.

On the right side of your screen, your results list moves the case you selected to the **top of the results list** so you can quickly open and review the full text.

Or navigate from the results list. Select a checkbox next to a case name to highlight case connections.

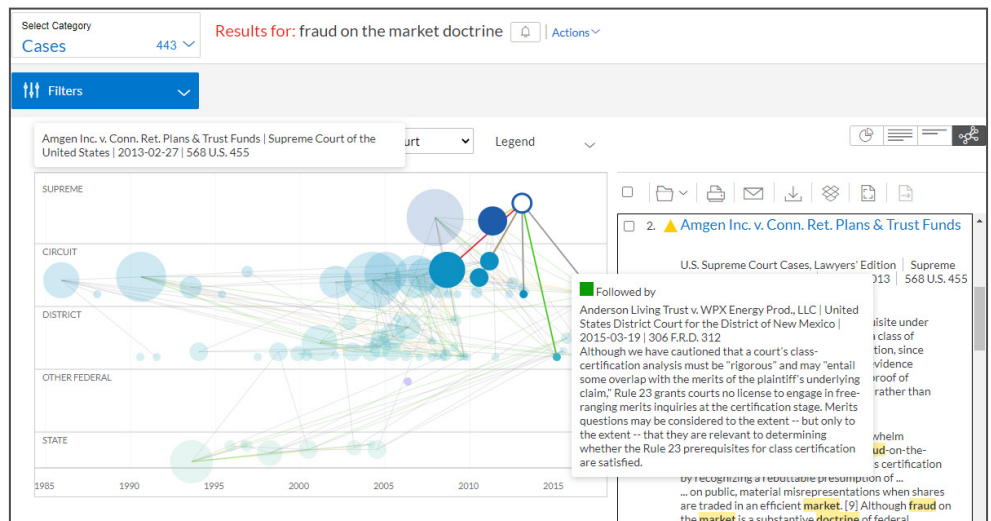


- 2 View the precise language from decisions in your results that negatively or positively treated your selected case.

Hover over the circle of a citing case to see the point of law discussed and to determine if the other court's analysis is relevant to your research.

To return to the full view of all available case connections, click anywhere in the view background.

At this time, the Ravel View graphics cannot be saved to a Lexis folder or delivered with Lexis delivery options. Instead, copy and save screens using your keyboard functions.



Refining Ravel View (filtering case results)

You can refine your view to more closely match your matter specifics. The case filtering options currently available through the Lexis service are available for Ravel View. Just **select the Filters pull-down menu** in the upper-left corner of the map.

Here are some examples of how you can refine your view:

- **Add another concept to your Ravel View and results:**
Use the Search Within Results filter. Just enter your search words, e.g., enter: *undue hardship* and click the magnifying glass search button.
- **Refine Ravel View to specific jurisdictions:**
Select a specific state(s), federal jurisdictions or a federal/state combination, e.g., California and Ninth Circuit. Select from the Court filters.
- **Refine Ravel View to a specific time frame:**
Use the timeline sliders to select a specific date range. Or enter specific dates in the timeline box. (Calendar selection is also available.)

Questions?

Contact your LexisNexis® account representative.

Name:

Phone:

Email Address:

Sign in

[LEXIS.COM](https://www.lexis.com)

Learn more

[LEXISNEXIS.COM/LEXIS](https://www.lexisnexis.com/lexis)

Customer Support

800-543-6862

The screenshot shows the 'Filters' pull-down menu and the 'Timeline' filter. The 'Filters' menu is expanded, showing 'Search Within Results' and 'Court' filters. The 'Court' filters are categorized into 'Preferred Courts' and 'State Courts'. The 'Timeline' filter shows a bar chart of case results from 1921 to 2020, with a date range selector set to 01/01/1921 to 12/31/2020.

Category	Sub-category	Count
Federal	U.S. Sup. Ct.	3
	1st Circuit	15
	2nd Circuit	113
	3rd Circuit	46
	4th Circuit	8
State Courts	California	13
	Colorado	6
	Delaware	2
	Kentucky	1
	Massachusetts	2

